

Scaled data based on original data using
LM-79-08 Approved Method: Electrical and Photometric Measurements of Solid-
State Lighting Products

Test Report Prepared for
Cooper Lighting Solutions
(formerly Eaton)

Brand: INVUE

Report Number: P672859

Luminaire Tested: **CCP-SA-2B-760-U-RW**

Issue Date: 04/16/2023



Test Information

Test Method: LM-79-08
Report Number: P672859
Test Lab: INNOVATION CENTER(G2)
Issue Date: 04/16/2023
Manufacturer: COOPER LIGHTING SOLUTIONS (FORMERLY EATON)
Product Line: INVUE
Catalog Number: CCP-SA-2B-760-U-RW
Description: INVUE CLEAR CURVE POLE MOUNT LIGHT SQUARE LUMINAIRE @450mA w/ RW distribution lens
Light Source: (32) 5700K CCT, 70 CRI LEDS
Ballast/Driver: ELECTRONIC DRIVER

Summary

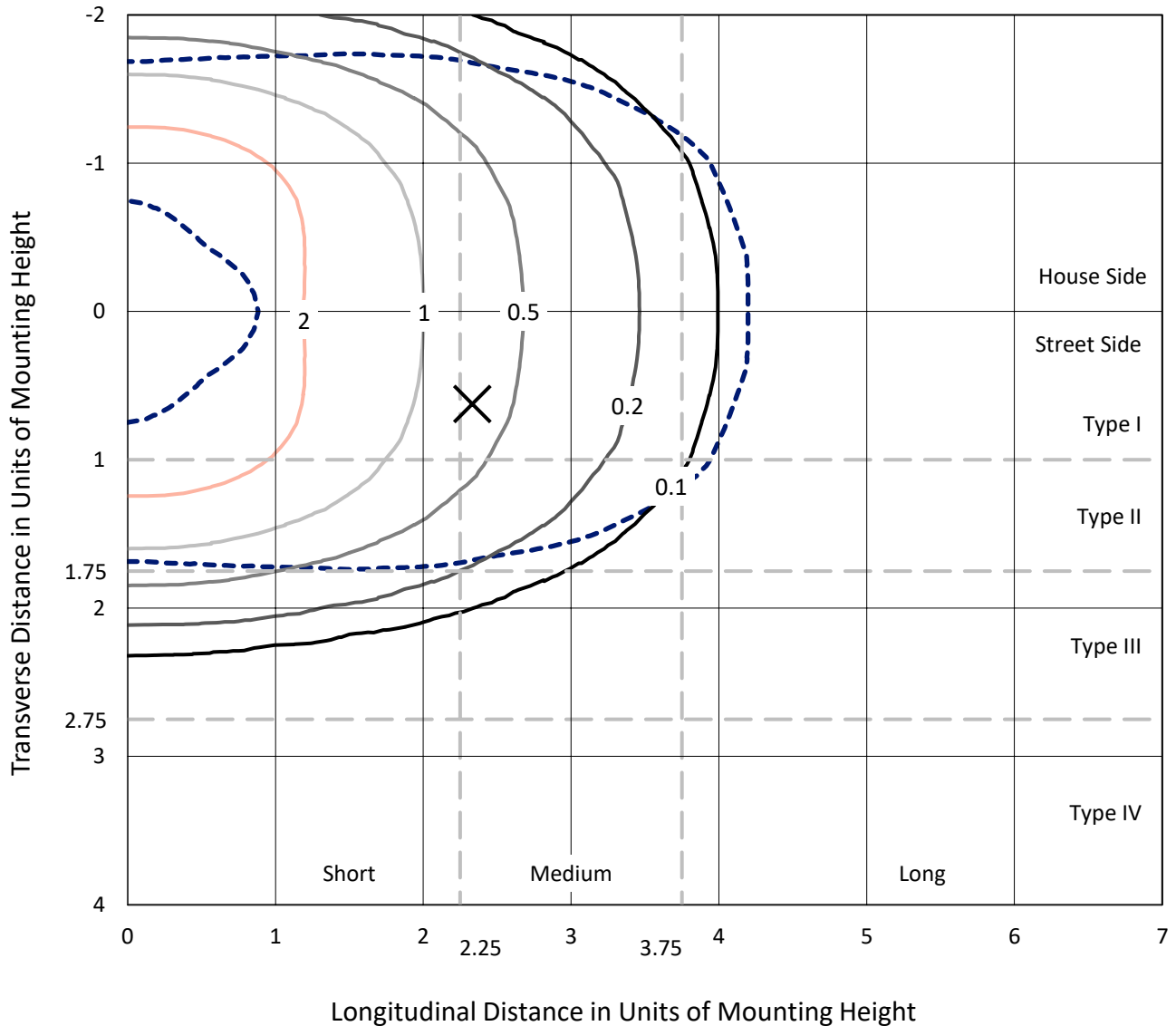
Lumens per Lamp: N/A
Luminaire Lumens: 7186.1 lumens
Efficiency: N/A
Efficacy: 156.2 lumens/watt
Luminous Opening: Rectangular (W 1' x L: 1' x H: 0')
IES Classification: Type II - Medium
BUG Rating: B3 - U0 - G3

Input Watts (W): 46
Input Voltage (V): 120
Input Current (Ain): NR
Voltage Rise (V): NR
Power Factor: NR
Total Harmonic Distortion (THDi): NR
Frequency (hertz): 60
Stabilization Time: NR
Operation Time: NR
Ambient Temperature (°C): NR
Test Distance: 25 FT

REPORT NUMBER: P672859
 CATALOG NUMBER: CCP-SA-2B-760-U-RW

Iso-Footcandle Lines of Horizontal Illumination

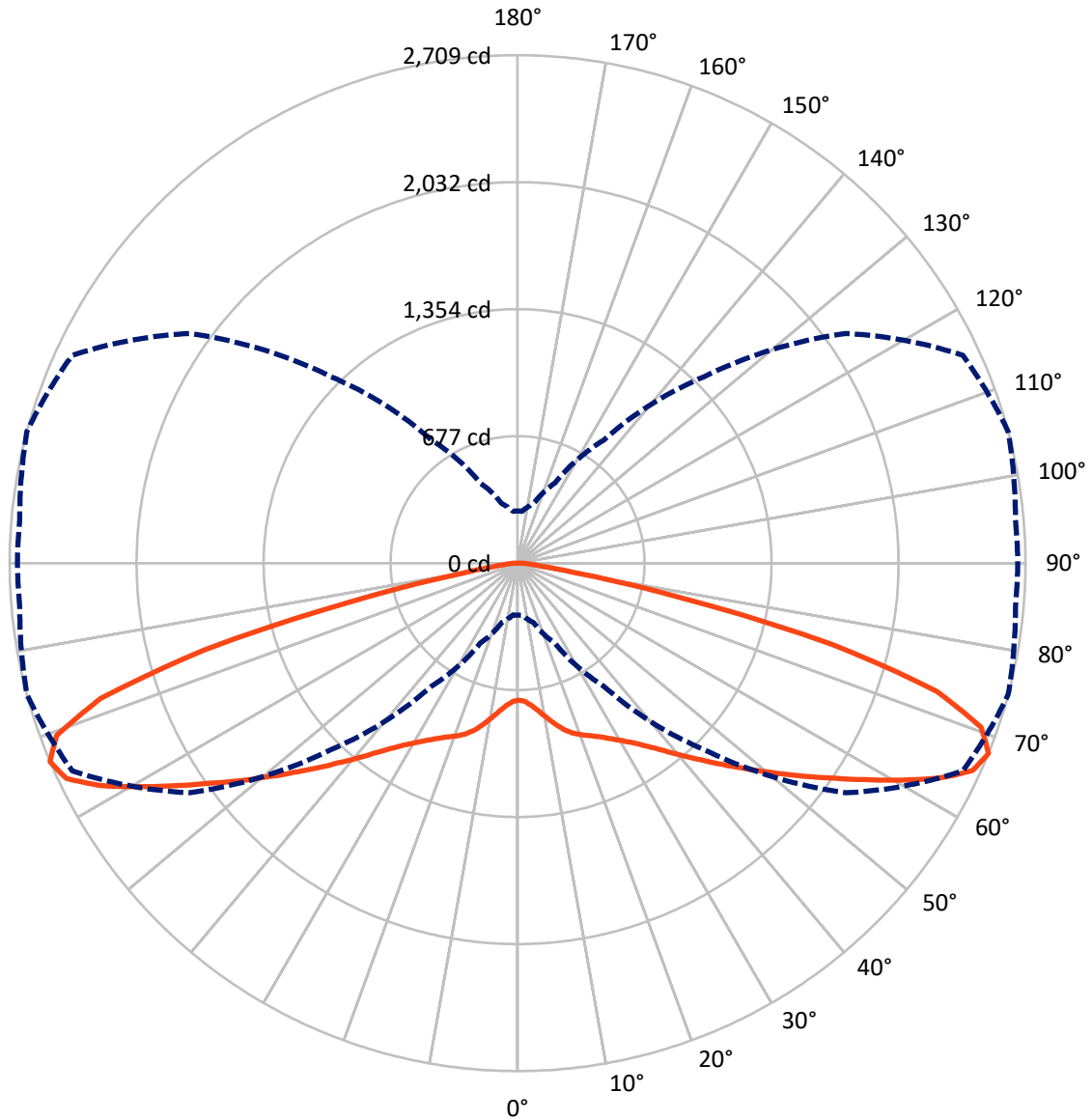
× Max cd
 - - - 1/2 Max cd



Based on 15 foot mounting height. Maximum calculated value = 3.8 fc
 Type II - Medium - N/A

REPORT NUMBER: P672859
CATALOG NUMBER: CCP-SA-2B-760-U-RW

Luminous Intensity Polar Plot



— Vertical Plane Through 75-Deg Lateral - - - Horizontal Cone Through 67.5-Deg Vertical

REPORT NUMBER: P672859

CATALOG NUMBER: CCP-SA-2B-760-U-RW

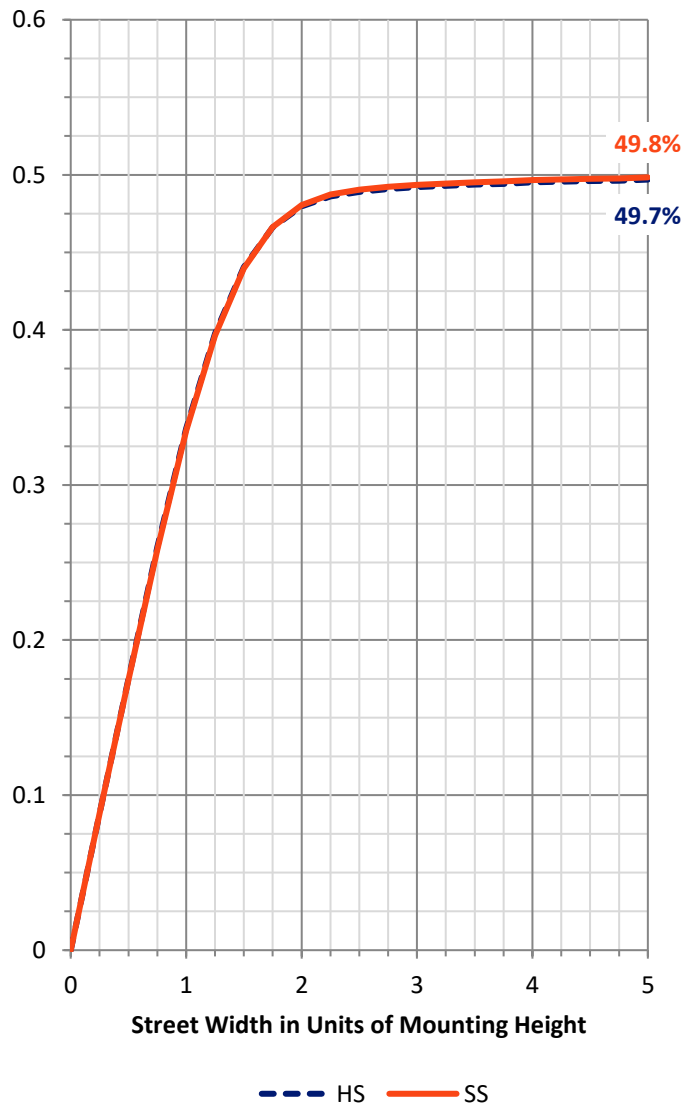
FLUX DISTRIBUTION:

		Downward	Upward	Total
House Side	Lumens	3593.1	0.0	3593.1
	% Fixture	50.0	0.0	50.0
Street Side	Lumens	3593.1	0.0	3593.1
	% Fixture	50.0	0.0	50.0
Total	Lumens	7186.1	0.0	7186.1
	% Fixture	100.0	0.0	100.0

Coefficient of Utilization

ZONAL LUMENS:

Zone	Lumens	% Fixture
0°-10°	72.4	1.0
10°-20°	243.8	3.4
20°-30°	476.0	6.6
30°-40°	821.1	11.4
40°-50°	1330.1	18.5
50°-60°	1809.0	25.2
60°-70°	1668.8	23.2
70°-80°	698.3	9.7
80°-90°	66.7	0.9
90°-100°	0.0	0.0
100°-110°	0.0	0.0
110°-120°	0.0	0.0
120°-130°	0.0	0.0
130°-140°	0.0	0.0
140°-150°	0.0	0.0
150°-160°	0.0	0.0
160°-170°	0.0	0.0
170°-180°	0.0	0.0
0°-90°	7186.1	100.0
0°-180°	7186.1	100.0



REPORT NUMBER: P672859

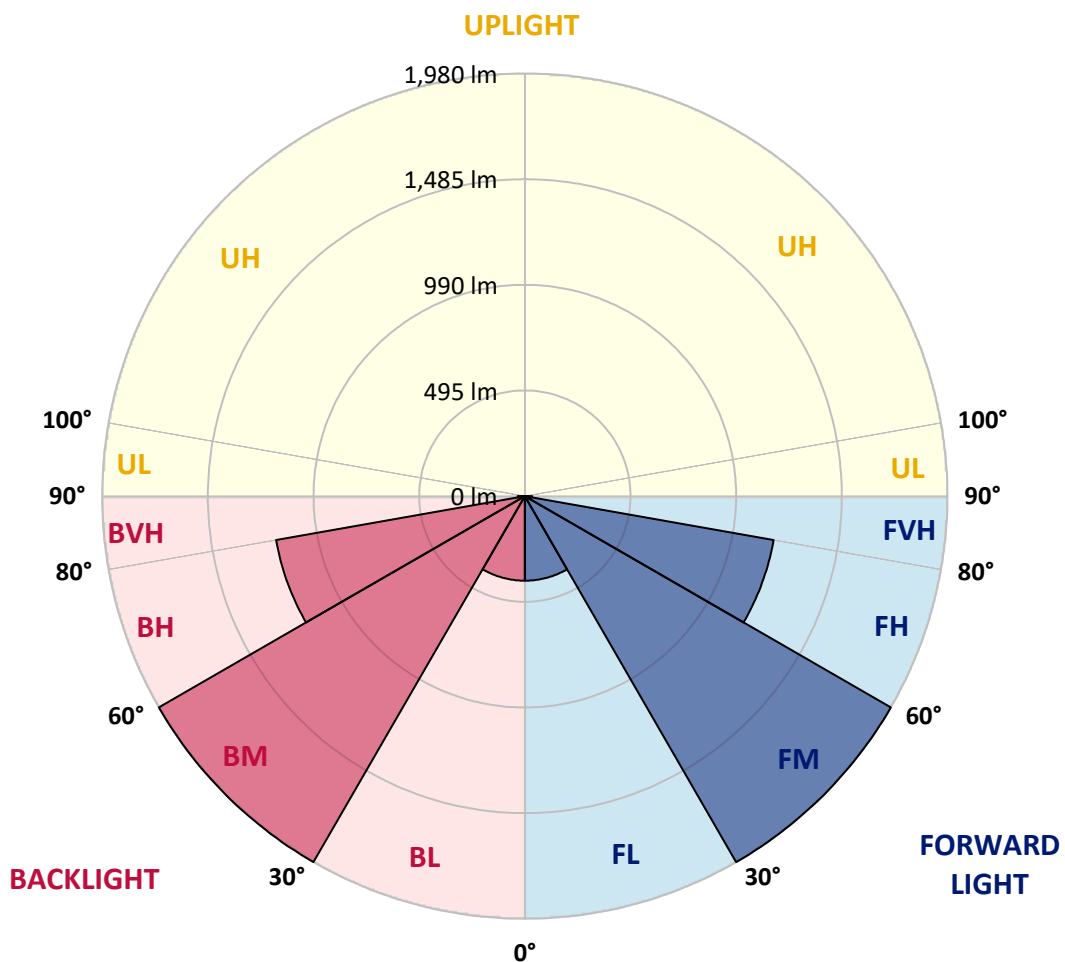
CATALOG NUMBER: CCP-SA-2B-760-U-RW

LUMINAIRE CLASSIFICATION SYSTEM LUMEN TABLE AND BUG RATING:

Zone	Lumens	% Fixture	Zone Rating/Lumen Limit		
			B	U	G
FL (0°-30°)	396.0	5.5			
FM (30°-60°)	1980.1	27.6			
FH (60°-80°)	1183.6	16.5			G1/1800
FVH (80°-90°)	33.3	0.5			G1/100
BL (0°-30°)	396.0	5.5	B1/500		
BM (30°-60°)	1980.1	27.6	B2/2500		
BH (60°-80°)	1183.6	16.5	B3/2500		G3/2500
BVH (80°-90°)	33.3	0.5			G1/100
UL (90°-100°)	0.0	0.0		U0/0	
UH (100°-180°)	0.0	0.0		U0/0	

BUG Rating: B3-U0-G3

Type II Medium





REPORT NUMBER: P672859
 CATALOG NUMBER: CCP-SA-2B-760-U-RW

CANDELA DISTRIBUTION (FULL):

	0°	5°	15°	25°	35°	45°	55°	65°	75°	85°	90°
0°	731.1	731.1	731.1	731.1	731.1	731.1	731.1	731.1	731.1	731.1	731.1
2.5°	726.4	726.4	728.5	731.1	732.1	734.2	734.7	734.7	737.8	737.3	737.8
5°	724.4	724.4	728.0	732.6	737.8	744.0	750.2	753.8	761.6	763.1	763.6
7.5°	726.4	726.9	732.1	739.9	748.6	760.0	771.9	781.7	794.6	799.3	802.4
10°	734.2	734.7	741.4	752.3	765.7	782.2	799.3	814.8	835.4	844.7	846.3
12.5°	746.1	746.6	756.4	774.0	793.1	813.7	832.9	852.5	878.3	892.3	895.4
15°	764.1	762.6	778.1	803.9	830.8	856.6	873.7	892.8	920.2	938.3	942.9
17.5°	788.9	790.0	809.1	842.2	875.2	901.6	918.6	929.5	953.2	971.8	976.5
20°	819.9	824.6	848.9	887.1	925.9	953.8	965.6	964.1	977.5	993.5	997.2
22.5°	863.9	867.0	896.4	939.3	983.7	1012.7	1017.3	1000.3	999.7	1010.1	1014.7
25°	915.5	918.1	949.1	998.7	1045.7	1076.2	1071.6	1042.1	1026.6	1027.1	1030.2
27.5°	976.0	981.1	1013.2	1063.8	1112.4	1140.3	1133.6	1090.7	1060.2	1050.9	1048.8
30°	1054.5	1060.2	1092.7	1141.3	1184.2	1209.0	1198.7	1144.4	1098.9	1083.4	1080.3
32.5°	1156.8	1156.3	1189.9	1236.9	1266.9	1282.9	1262.7	1201.2	1143.9	1123.2	1119.1
35°	1262.2	1267.4	1300.4	1345.9	1368.6	1369.7	1337.6	1268.4	1200.2	1164.6	1156.8
37.5°	1381.0	1383.6	1421.9	1464.7	1479.7	1471.5	1423.9	1346.9	1268.4	1230.7	1217.3
40°	1503.0	1505.6	1550.0	1591.3	1607.9	1588.2	1525.7	1433.7	1349.0	1307.7	1299.9
42.5°	1616.1	1622.8	1672.4	1721.0	1737.0	1714.3	1638.9	1528.8	1434.3	1394.5	1384.1
45°	1710.2	1717.4	1773.2	1835.2	1863.6	1845.0	1759.8	1635.8	1532.4	1489.5	1472.0
47.5°	1780.9	1790.2	1849.7	1924.1	1979.3	1975.7	1888.4	1748.9	1637.8	1587.2	1571.2
50°	1829.5	1839.3	1903.4	1983.5	2066.7	2094.6	2019.1	1873.9	1755.1	1698.3	1687.4
52.5°	1833.1	1841.9	1915.3	2015.0	2126.1	2187.6	2147.8	2005.7	1884.3	1825.4	1817.6
55°	1752.5	1758.7	1856.4	1989.2	2150.4	2258.9	2265.1	2149.3	2022.2	1962.8	1959.2
57.5°	1567.6	1576.3	1693.1	1868.8	2110.1	2304.8	2366.8	2299.7	2178.3	2122.5	2119.4
60°	1266.3	1277.7	1411.0	1644.5	1964.4	2293.0	2453.1	2440.7	2348.8	2294.5	2292.4
62.5°	893.3	897.4	1036.4	1293.7	1679.2	2166.9	2495.0	2578.2	2525.5	2470.7	2473.8
65°	524.9	530.6	632.4	863.9	1273.6	1877.0	2422.6	2673.7	2667.0	2616.9	2622.1
67.5°	277.4	277.4	328.6	472.2	800.8	1405.3	2134.9	2621.0	2708.9	2665.0	2667.5
70°	191.7	191.2	200.5	237.1	387.0	871.1	1597.0	2345.1	2623.6	2607.1	2613.8
72.5°	162.2	161.2	161.7	166.9	196.8	393.7	969.8	1806.3	2338.9	2364.3	2369.9
75°	142.1	140.5	139.5	138.5	141.0	178.8	442.3	1114.4	1733.9	1893.1	1890.0
77.5°	122.4	121.4	120.4	116.8	112.6	117.3	180.8	501.2	891.8	1052.4	1041.1
80°	100.7	100.7	102.3	97.1	89.4	86.3	108.0	187.0	296.0	309.0	284.2
82.5°	79.0	79.0	86.8	79.6	70.3	62.5	74.9	99.7	120.4	97.6	79.6
85°	55.8	56.3	72.3	66.1	54.2	36.2	46.5	59.4	67.7	42.9	33.6
87.5°	22.7	24.3	44.9	35.6	34.1	18.1	21.7	26.3	33.6	18.1	14.5
90°	0.0	0.0	0.0	0.0	0.0	0.0	0.0	0.0	0.0	0.0	0.0

(END OF REPORT)